



**EUCF**

European City Facility

# Final Impact Report

July 2024



This project has received funding from the European Union's Horizon 2020 research and innovation programme under Grant Agreement No 864212. The sole responsibility of this publication lies with the author. The European Union or CINEA are not responsible for any use that may be made of the information contained therein.

# Table of Contents

EUCF Designed by Cities for Cities	1
What is the EUCF	2
How the EUCF supports your journey	3
The EUCF journey	4
Map of the EUCF impact	8
Beyond the Investment Concept	18
Budaörs, Hungary	19
Riga, Latvia	21
Mechelen, Belgium	23
Le Havre Seine Métropole, France	25
Ringkøbing-Skjern, Denmark	27
Isola Vicentina, Italy	29
Ravenna, Italy	31
Guimarães, Portugal	33
Matosinhos, Portugal	35
Porto, Portugal	37
Conclusion and next steps	39



# EUCF

## Designed by Cities for Cities

Municipalities, local authorities and local public entities are the driver of the European sustainable energy transition. With tremendous potential to build comprehensive sustainable energy investment programmes, they also play a key role in aggregating smaller projects into larger investment portfolios and in mobilising significant financial resources required for the energy transition. The European City Facility (EUCF) unlocks this local potential and supports municipalities to develop relevant investment concepts related to the implementation of their climate and energy action plans. Cities can rely on the financial support offered by EUCF in the form of a €60,000 lump sum to develop their investment concepts, representing an initial yet critical step toward realizing their projects.

The ultimate objective is to build a substantial pipeline of sustainable energy investment projects across local authorities and local public entities in Europe

---

# What is the EUCF

The project aims to unlock the potential of municipalities and local authorities to build comprehensive sustainable energy investment programs and mobilize the necessary funds for implementation. Municipalities across Europe have made ambitious commitments to significantly reduce their energy consumption and greenhouse gas emissions. However, when attempting to implement these plans, they often encounter financial constraints and a lack of capacity to access appropriate financing.

It is at this point that the EUCF steps in, providing tailor-made, fast, and simplified financial support in the form of €60,000 lump sums, along with related services, to help develop relevant investment concepts that correspond to the implementation actions identified in municipalities' climate and energy action plans. The EUCF finances services and activities that contribute to the realization of different components of the investment concept, which should include the identification of potential project pipelines, legal analyses, governance analyses, basic financing strategies, and roadmaps for implementation. These elements are prerequisites for accessing various sources of funding. EUCF grants are intended to be used to develop comprehensive and robust investment concepts.

Specifically, the initiative addresses a number of barriers for sustainable energy investments at the local level:

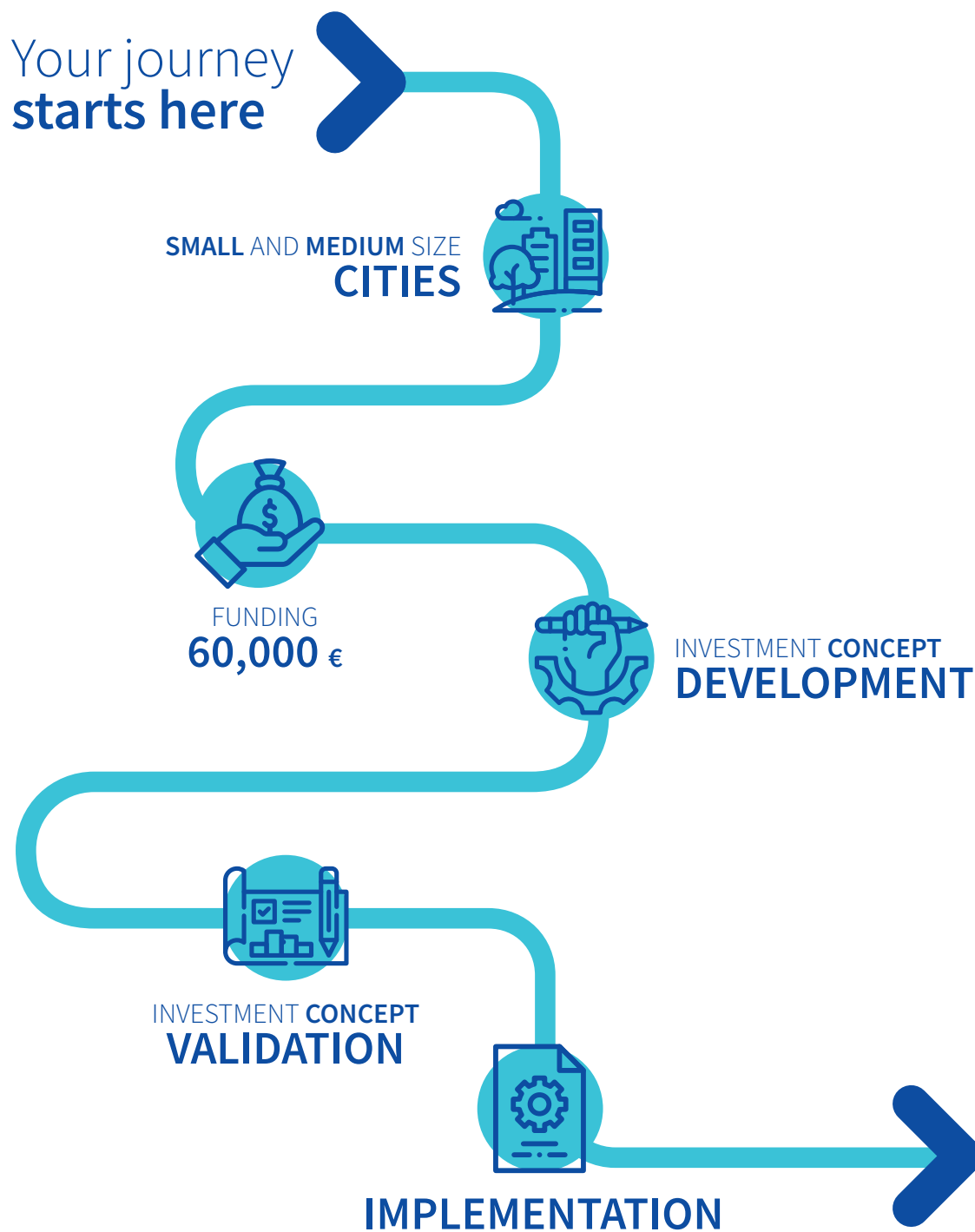
- Lack of financial and legal capacity to transform local long-term energy and climate strategies (e.g. SEAPs, SECAPs etc.) into appropriate investment concepts.
- Lack of attractiveness for the financial sector.

Initially established under the EU's Horizon 2020 Framework Programme for Research and Innovation, the project has continued operations post-December 2022 as part of the EU's LIFE programme.

## Vision & Mission

The vision of the EUCF is one where European cities have their say on how the EUCF financial and technical support will be used to meet their needs and help them overcome the barriers they face in financing and implementing their ambitious energy and climate strategies.

# How the EUCF supports your journey



# The EUCF journey

From May 2020 to September 2023, EUCF operated 4 calls for application with a total of 215 successful beneficiaries selected, coming from 25 countries. This has been a critical initial step towards the subsequent mobilisation of (local) investment in energy efficiency and renewable energy. Overall, the Southern Europe (SE)<sup>1</sup> represented the region submitting the highest number of applications across the four EUCF calls (299) followed by Central and Eastern Europe (CEE)<sup>2</sup> (290). The Nordic countries and Western Europe (NC&WE)<sup>3</sup> region presented the lowest total of submitted applications (184). The first investment concepts (IC) submission started in February 2022 while the last submitted investment concepts (from the fourth call) were uploaded until July 2024. Of all the selected beneficiaries, 202 ICs were successfully submitted and positively validated, 12 ICs were not completed/not submitted by the beneficiary, 1 IC was negatively validated.

Thanks to the specific structure of the call and the accessibility to the grant, the beneficiaries of EUCF are quite diverse. They are comprised of both small local governments of less than 10,000 inhabitants to much larger ones. Beneficiaries also include groups of municipalities having jointly submitted a proposal. In addition, the investment concepts show diversity in target sectors focus. The expected investment size also varies, ranging from less than €2 million to more than €2 billion.


Altogether, the value of the investment concepts submitted amounts to €7.7 billion for the CEE, €6 billion for SE, and €10.5 billion for NC&WE (total investment size). Such a volume of investments will help deliver the overall programme objectives:



to **reduce** energy  
**consumption,**



to **increase**  
production from  
**renewable energy,**



to **reduce** CO<sub>2</sub>  
emissions.

<sup>1</sup> Southern Europe: Cyprus, Greece, Italy, Malta, Portugal, Spain

<sup>2</sup> Central and Eastern Europe: Bulgaria, Croatia, Czechia, Hungary, Latvia, Lithuania, Poland, Romania, Slovenia

<sup>3</sup> Nordic countries and Western Europe: Belgium, Denmark, Finland, France, Germany, Ireland, Netherlands, Norway, Sweden, U.K.



### NORDIC COUNTRIES & WESTERN EUROPE (NC&WE)



BENEFICIARIES OF EUCF

**57**



TOTAL INVESTMENT SIZE  
(EUR)

**10.5 BILLION**



INVESTMENT PER CAPITA  
(EUR/inhabitant)

**973**

### CENTRAL & EASTERN EUROPE (CEE)

BENEFICIARIES OF EUCF

**84**



TOTAL INVESTMENT SIZE  
(EUR)

**7.7 BILLION**



INVESTMENT PER CAPITA  
(EUR/inhabitant)

**845**



### SOUTHERN EUROPE (SE)



BENEFICIARIES OF EUCF

**61**



TOTAL INVESTMENT SIZE  
(EUR)

**6 BILLION**



INVESTMENT PER CAPITA  
(EUR/inhabitant)

**749**

# Total foreseen impacts

Investment concepts are required to address the energy and climate actions identified within the local climate plans (SECAPs), also demonstrating positive environmental impacts. As global awareness around both climate change and environmental degradation increases, investors are increasingly scrutinising the ecological footprint of their portfolios. The attractiveness of green investments, which focus on renewable energy, sustainable agriculture, and eco-friendly technologies, is growing. Investments of this kind aim to mitigate environmental harm by promoting practices that reduce carbon emissions, promote energy efficiency and the use of renewable energies. Investment concepts developed through EUCF support envisage strong environmental outcomes, namely: approximately 12,000 GWh of energy savings per year, around 10,000 GWh of energy produced from renewable sources annually, and 8 million tons of CO<sub>2</sub> equivalent emissions avoided each year.

Aggregated data from positively validated investment concepts

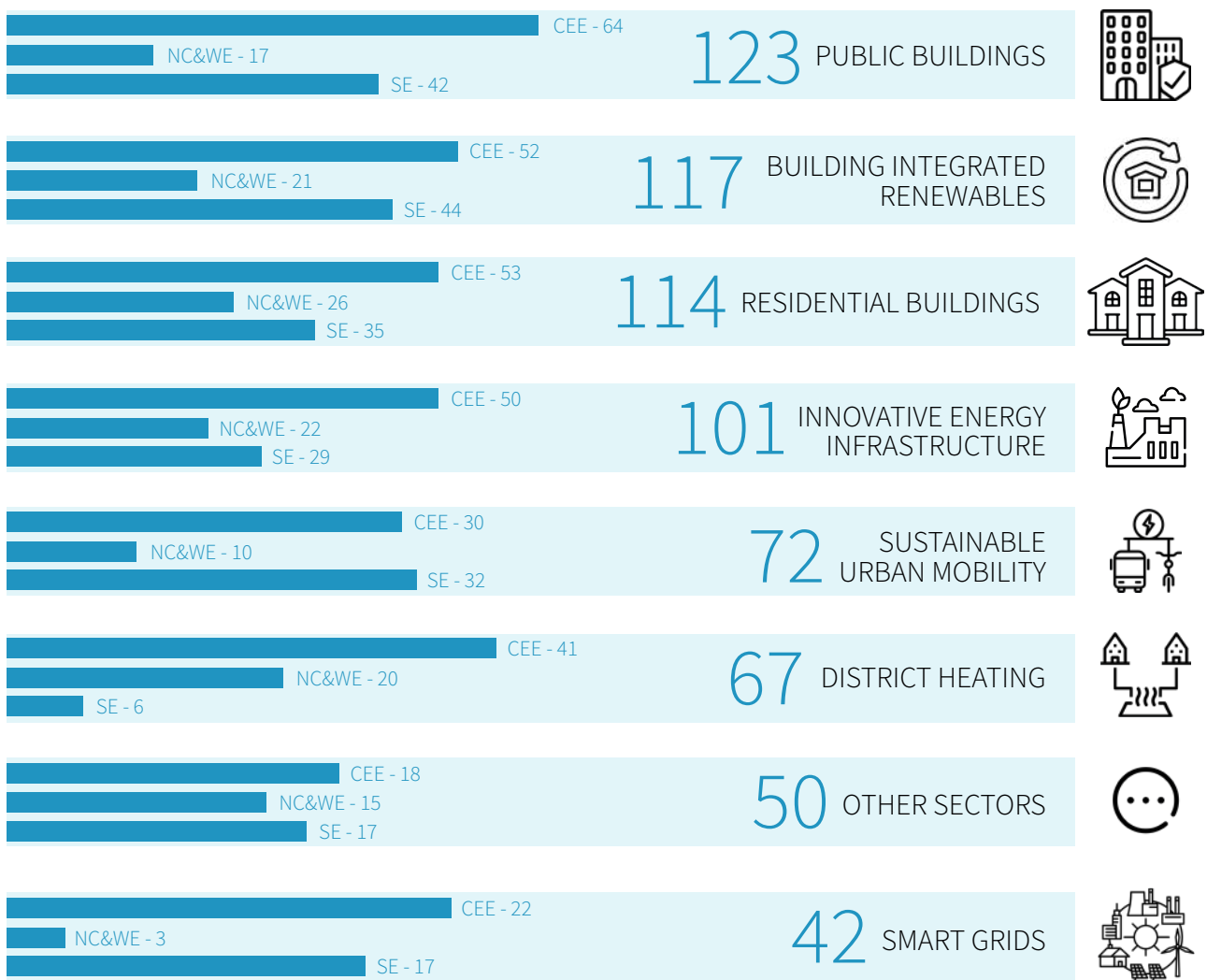
 TOTAL POPULATION	 TOTAL ENERGY SAVINGS	 TOTAL RENEWABLE ENERGY GENERATION	 AVOIDED CO <sub>2</sub> EMISSIONS
CENTRAL & EASTERN EUROPE (CEE)			
<b>9 MILLION</b> inhabitants	<b>3,158</b> GWh/y	<b>3,497</b> GWh/y	<b>3 MILLION</b> tCO <sub>2</sub> eq/y
NORDIC COUNTRIES & WESTERN EUROPE (NC&WE)			
<b>11 MILLION</b> inhabitants	<b>6,007</b> GWh/y	<b>2,594</b> GWh/y	<b>3 MILLION</b> tCO <sub>2</sub> eq/y
SOUTHERN EUROPE (SE)			
<b>8 MILLION</b> inhabitants	<b>2,798</b> GWh/y	<b>3,796</b> GWh/y	<b>2 MILLION</b> tCO <sub>2</sub> eq/y
TOTAL			
<b>28 MILLION</b> inhabitants	<b>11,963</b> GWh/y	<b>9,887</b> GWh/y	<b>8 MILLION</b> tCO <sub>2</sub> eq/y

The concrete figures for expected impacts and investments presented in this document are based on the values provided in the final investment concepts.

# Investment Sectors

When it comes to investment sectors, municipalities planned investments across a variety of areas, though some were prioritized more than others. Overall, municipalities showed particular interest in building renovation (both public and private), followed by building-integrated renewables and innovative energy infrastructures. Less attention was given to the development of smart grids and other specific sectors.

(Main) targeted investment sectors by validated investment concepts\* divided by region

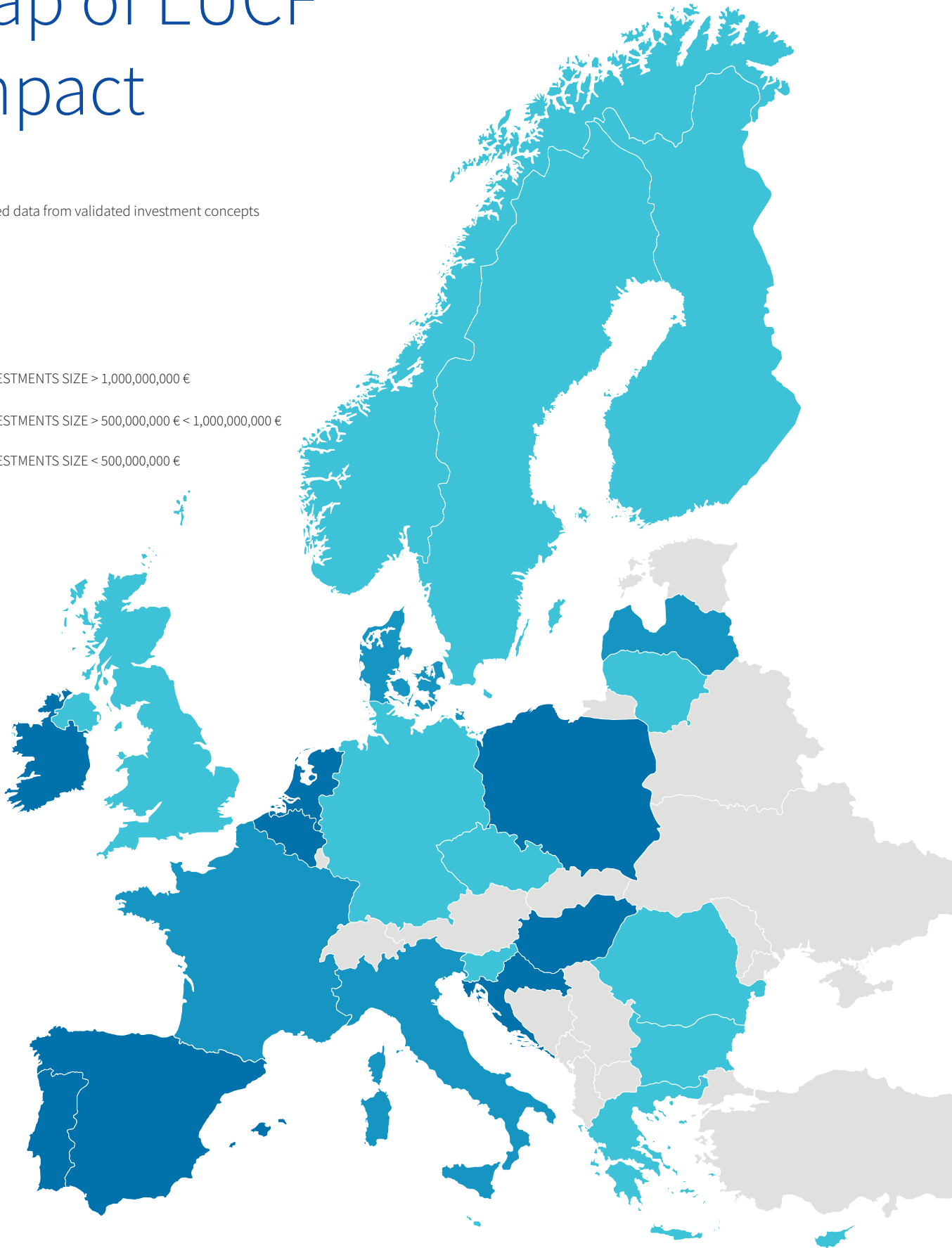


\*Investment concepts may cover more than one sector

# Map of EUCEF impact

Aggregated data from validated investment concepts

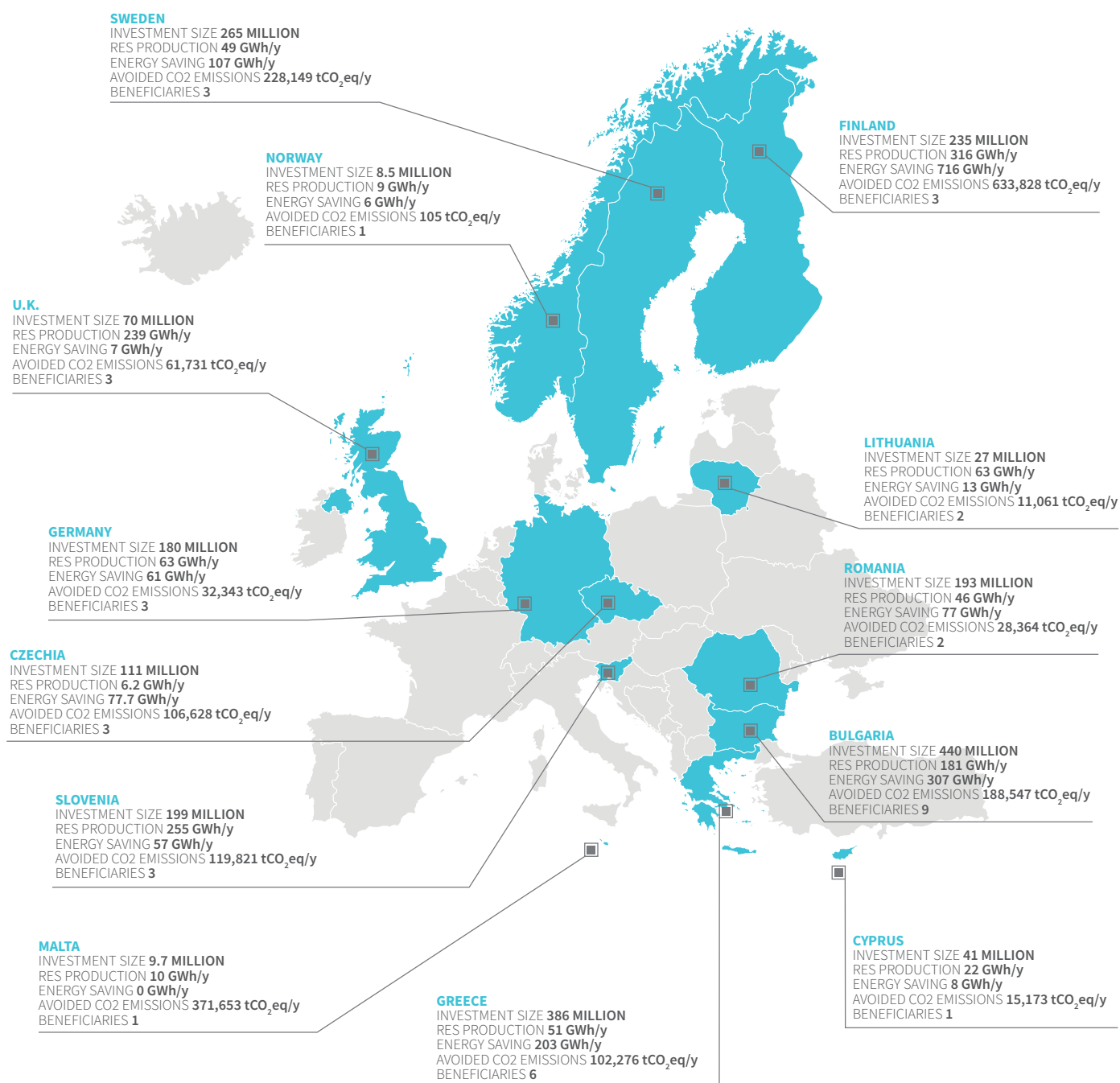
- INVESTMENTS SIZE > 1,000,000,000 €
- INVESTMENTS SIZE > 500,000,000 € < 1,000,000,000 €
- INVESTMENTS SIZE < 500,000,000 €



# Focus on countries

Entering into the details by country, the countries representing the highest aggregated investment levels are the Netherlands, followed by Portugal and Ireland.

## Investment size < 500,000,000 €



## Investment size > 500,000,000 € < 1,000,000,000 €

### FRANCE

INVESTMENT SIZE 952 MILLION  
RES PRODUCTION 219 GWh/y  
ENERGY SAVING 164 GWh/y  
AVOIDED CO2 EMISSIONS 76,633 tCO<sub>2</sub>eq/y  
BENEFICIARIES 5

### LATVIA

INVESTMENT SIZE 929 MILLION  
RES PRODUCTION 62 GWh/y  
ENERGY SAVING 209 GWh/y  
AVOIDED CO2 EMISSIONS 35,249 tCO<sub>2</sub>eq/y  
BENEFICIARIES 4

### DENMARK

INVESTMENT SIZE 1 BILLION  
RES PRODUCTION 62 GWh/y  
ENERGY SAVING 904 GWh/y  
AVOIDED CO2 EMISSIONS 288,007 tCO<sub>2</sub>eq/y  
BENEFICIARIES 10

### ITALY

INVESTMENT SIZE 529 MILLION  
RES PRODUCTION 275 GWh/y  
ENERGY SAVING 557 GWh/y  
AVOIDED CO2 EMISSIONS 232,022 tCO<sub>2</sub>eq/y  
BENEFICIARIES 20

## Investment size > 1,000,000,000 €

### BELGIUM

INVESTMENT SIZE 1.6 BILLION  
RES PRODUCTION 55 GWh/y  
ENERGY SAVING 477 GWh/y  
AVOIDED CO2 EMISSIONS 93,240 tCO<sub>2</sub>eq/y  
BENEFICIARIES 7

### NETHERLAND

INVESTMENT SIZE 3.8 BILLION  
RES PRODUCTION 1,080 GWh/y  
ENERGY SAVING 1,355 GWh/y  
AVOIDED CO2 EMISSIONS 937,102 tCO<sub>2</sub>eq/y  
BENEFICIARIES 21

### IRELAND

INVESTMENT SIZE 2.4 BILLION  
RES PRODUCTION 500 GWh/y  
ENERGY SAVING 2,209 GWh/y  
AVOIDED CO2 EMISSIONS 774,035 tCO<sub>2</sub>eq/y  
BENEFICIARIES 1

### POLAND

INVESTMENT SIZE 1.7 BILLION  
RES PRODUCTION 863 GWh/y  
ENERGY SAVING 926 GWh/y  
AVOIDED CO2 EMISSIONS 644,182 tCO<sub>2</sub>eq/y  
BENEFICIARIES 26

### PORTUGAL

INVESTMENT SIZE 2.7 BILLION  
RES PRODUCTION 1,447 GWh/y  
ENERGY SAVING 2,265 GWh/y  
AVOIDED CO2 EMISSIONS 1.1 MILLION tCO<sub>2</sub>eq/y  
BENEFICIARIES 22

### HUNGARY

INVESTMENT SIZE 1.96 BILLION  
RES PRODUCTION 1,320 GWh/y  
ENERGY SAVING 836 GWh/y  
AVOIDED CO2 EMISSIONS 1.6 MILLION tCO<sub>2</sub>eq/y  
BENEFICIARIES 20

### SPAIN

INVESTMENT SIZE 2.3 BILLION  
RES PRODUCTION 1,172 GWh/y  
ENERGY SAVING 582 GWh/y  
AVOIDED CO2 EMISSIONS 463,922 tCO<sub>2</sub>eq/y  
BENEFICIARIES 11

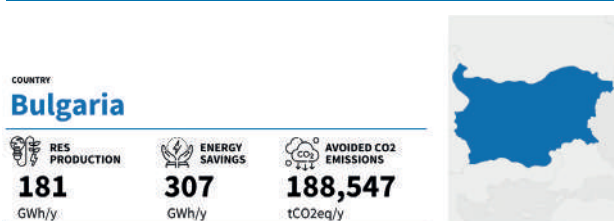
### CROATIA

INVESTMENT SIZE 2.1 BILLION  
RES PRODUCTION 698 GWh/y  
ENERGY SAVING 653 GWh/y  
AVOIDED CO2 EMISSIONS 294,990 tCO<sub>2</sub>eq/y  
BENEFICIARIES 15

# Detail by Country

Focusing on individual countries rather than the broader European context offers distinct advantages for investors. Each European country has unique economic conditions, regulatory environments, and growth opportunities. By tailoring investment strategies to specific countries, investors can better leverage these factors. Additionally, national priorities and legislative frameworks, which vary by country, demand a more targeted approach. Each country has its own specificities, from political climate to national policies supporting investments in different sectors and areas. Therefore, we aim to provide detailed information on country-specific trends.

## CENTRAL & EASTERN EUROPE (CEE)



NUMBER BENEFICIARIES: 9

EUCF FUNDING  
**540,000** €

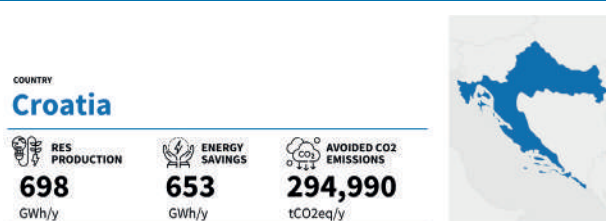
INVESTMENT EXPECTED  
**440** MILLION €

Dobrich | Burgas | Gabrovo | Belene | Pyce | Razgrad | Cherven Bryag | Smolyan | Mizia

TARGET SECTORS\*



\*Investment concepts may cover more than one sector



NUMBER BENEFICIARIES: 15

EUCF FUNDING  
**900,000** €


INVESTMENT EXPECTED  
**2.1** BILLION €

Karlovac | Rijeka | Velika Gorica | Križevci | Poreč | Slavonski Brod | Cres | Korčula | Kastav | Zabok | Čavle | Varaždin | Virovitica | Koprivnica | Vrbovec

TARGET SECTORS\*



\*Investment concepts may cover more than one sector




NUMBER BENEFICIARIES: 3

EUCF FUNDING  
**180,000** €

INVESTMENT EXPECTED  
**111** MILLION €

Kladno | Tábor | Žďár nad Sázavou

TARGET SECTORS\*



\*Investment concepts may cover more than one sector



NUMBER BENEFICIARIES: 20

EUCF FUNDING  
**1.2** MILLION €

INVESTMENT EXPECTED  
**1.96** BILLION €

Gyöngyös | Hódmezővásárhely | Veszprém | Mórahalom | Budaörs | Budapest III | Miskolc | Bükkaranyos | Szombathely | Pécs | Szekszárd | Kecskemét | Budapest (7th District) | Erzsébetváros | Budapest (District 11 of Budapest, Újbuda) | Cegléd | Debrecen | Budapest (District IX Kerület Ferencváros Önkormányzata) | Budapest (District VIII Józsefváros) | Alsómocsolád | Dunaújváros

TARGET SECTORS\*



\*Investment concepts may cover more than one sector



COUNTRY

## Latvia

RES PRODUCTION  
**62**  
GWh/y

ENERGY SAVINGS  
**209**  
GWh/y

AVOIDED CO<sub>2</sub> EMISSIONS  
**35,249**  
tCO<sub>2</sub>eq/y

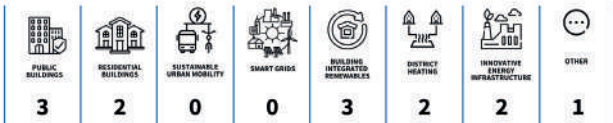


NUMBER BENEFICIARIES: 4

EUCF FUNDING  
**240,000** €  
INVESTMENT EXPECTED  
**929** MILLION €

Rīga | Ādažu novads | Tukuma novads | Jūrmala

TARGET SECTORS\*



\*Investment concepts may cover more than one sector.

COUNTRY

## Lithuania

RES PRODUCTION  
**63**  
GWh/y

ENERGY SAVINGS  
**13**  
GWh/y

AVOIDED CO<sub>2</sub> EMISSIONS  
**11,061**  
tCO<sub>2</sub>eq/y




NUMBER BENEFICIARIES: 2

EUCF FUNDING  
**120,000** €  
INVESTMENT EXPECTED  
**27** MILLION €

Visaginas savivaldybė | Elektrėnų savivaldybė

TARGET SECTORS\*



\*Investment concepts may cover more than one sector.

COUNTRY

## Poland

RES PRODUCTION  
**863**  
GWh/y

ENERGY SAVINGS  
**926**  
GWh/y

AVOIDED CO<sub>2</sub> EMISSIONS  
**644,182**  
tCO<sub>2</sub>eq/y



NUMBER BENEFICIARIES: 26

EUCF FUNDING  
**1.56** MILLION €  
INVESTMENT EXPECTED  
**1.7** BILLION €

Piaseczno | Sztum | Włocławek | Gorzów Wielkopolski | Zawiercie | Piastów | Skierbieszów | Łódź | Wrocław | Dobczyce | Bydgoszcz | Krosno | Bytom | Świdnica | Lubartów | Nowy Targ | Czechowice-Dziedzice | Radłów | Wałbrzych | Warszawa | Inowrocław | Dzierżgoń | Racibórz | Wołomin | Ujazd | Rejowiec Fabryczny

TARGET SECTORS\*



\*Investment concepts may cover more than one sector.

COUNTRY

## Romania

RES PRODUCTION  
**46**  
GWh/y

ENERGY SAVINGS  
**77**  
GWh/y

AVOIDED CO<sub>2</sub> EMISSIONS  
**28,364**  
tCO<sub>2</sub>eq/y




NUMBER BENEFICIARIES: 2

EUCF FUNDING  
**120,000** €  
INVESTMENT EXPECTED  
**193** MILLION €

Onești | Sfântul Gheorghe

TARGET SECTORS\*



\*Investment concepts may cover more than one sector.

COUNTRY

## Slovenia

RES PRODUCTION  
**255**  
GWh/y

ENERGY SAVINGS  
**57**  
GWh/y

AVOIDED CO<sub>2</sub> EMISSIONS  
**119,821**  
tCO<sub>2</sub>eq/y




NUMBER BENEFICIARIES: 3

EUCF FUNDING  
**180,000** €  
INVESTMENT EXPECTED  
**199** MILLION €

Velenje | Grosuplje | Kranj

TARGET SECTORS\*




\*Investment concepts may cover more than one sector.



# NORDIC COUNTRIES & WESTERN EUROPE (NC&WE)

**COUNTRY**  
**Belgium**



RES PRODUCTION	ENERGY SAVINGS	AVOIDED CO2 EMISSIONS
<b>55</b> GWh/y	<b>477</b> GWh/y	<b>93,240</b> tCO2eq/y

**NUMBER BENEFICIARIES: 7**

**EUCF FUNDING**  
**420,000 €**

**INVESTMENT EXPECTED**  
**1.6 BILLION €**


Schaerbeek | Mechelen | Ranst | Zuid-West-Vlaanderen | Profondeville | Mortsel | Zottegem

**TARGET SECTORS\***

<b>2</b>	<b>1</b>	<b>0</b>	<b>0</b>	<b>1</b>	<b>3</b>	<b>1</b>	<b>0</b>

\*Investment concepts may cover more than one sector

**COUNTRY**  
**Denmark**



RES PRODUCTION	ENERGY SAVINGS	AVOIDED CO2 EMISSIONS
<b>62</b> GWh/y	<b>904</b> GWh/y	<b>288,007</b> tCO2eq/y

**NUMBER BENEFICIARIES: 10**

**EUCF FUNDING**  
**600,000 €**

**INVESTMENT EXPECTED**  
**1 BILLION €**


Nyborg | Samsø | Aarhus | Kalundborg | Ringkøbing Skjern | Hjørring | Haderslev | Frederikssund | Silkeborg | Furesø

**TARGET SECTORS\***

<b>0</b>	<b>3</b>	<b>2</b>	<b>0</b>	<b>0</b>	<b>3</b>	<b>4</b>	<b>3</b>

\*Investment concepts may cover more than one sector

**COUNTRY**  
**Finland**



RES PRODUCTION	ENERGY SAVINGS	AVOIDED CO2 EMISSIONS
<b>316</b> GWh/y	<b>716</b> GWh/y	<b>633,828</b> tCO2eq/y

**NUMBER BENEFICIARIES: 3**

**EUCF FUNDING**  
**180,000 €**

**INVESTMENT EXPECTED**  
**235 MILLION €**


Tampere | Mikkeli | Vaasa

**TARGET SECTORS\***

<b>0</b>	<b>0</b>	<b>0</b>	<b>0</b>	<b>1</b>	<b>3</b>	<b>3</b>	<b>1</b>

\*Investment concepts may cover more than one sector

**COUNTRY**  
**France**



RES PRODUCTION	ENERGY SAVINGS	AVOIDED CO2 EMISSIONS
<b>219</b> GWh/y	<b>164</b> GWh/y	<b>76,633</b> tCO2eq/y

**NUMBER BENEFICIARIES: 5**

**EUCF FUNDING**  
**300,000 €**

**INVESTMENT EXPECTED**  
**952 MILLION €**


Le Havre Seine Métropole | Métropole Lilloise | Poitiers | Lyon | Roannais Agglomération

**TARGET SECTORS\***

<b>3</b>	<b>2</b>	<b>1</b>	<b>0</b>	<b>3</b>	<b>2</b>	<b>1</b>	<b>1</b>

\*Investment concepts may cover more than one sector

**COUNTRY**  
**Germany**



RES PRODUCTION	ENERGY SAVINGS	AVOIDED CO2 EMISSIONS
<b>63</b> GWh/y	<b>61</b> GWh/y	<b>32,343</b> tCO2eq/y

**NUMBER BENEFICIARIES: 3**

**EUCF FUNDING**  
**180,000 €**

**INVESTMENT EXPECTED**  
**180 MILLION €**


Rostock | Konstanz | Bottrop

**TARGET SECTORS\***

<b>3</b>	<b>2</b>	<b>2</b>	<b>1</b>	<b>3</b>	<b>2</b>	<b>2</b>	<b>1</b>

\*Investment concepts may cover more than one sector

**COUNTRY**  
**Ireland**



RES PRODUCTION	ENERGY SAVINGS	AVOIDED CO2 EMISSIONS
<b>500</b> GWh/y	<b>2,209</b> GWh/y	<b>774,035</b> tCO2eq/y

**NUMBER BENEFICIARIES: 1**

**EUCF FUNDING**  
**60,000 €**

**INVESTMENT EXPECTED**  
**2.4 BILLION €**

Lifford Stranorlar

**TARGET SECTORS\***

<b>1</b>	<b>1</b>	<b>1</b>	<b>0</b>	<b>1</b>	<b>0</b>	<b>0</b>	<b>1</b>

\*Investment concepts may cover more than one sector

COUNTRY  
**Netherlands**



RES PRODUCTION <b>1,080</b> GWh/y	ENERGY SAVINGS <b>1,355</b> GWh/y	AVOIDED CO2 EMISSIONS <b>937,102</b> tCO2eq/y
---	---	---

NUMBER BENEFICIARIES: 21

EUCF FUNDING <b>1.26</b> MILLION €	INVESTMENT EXPECTED <b>3.8</b> BILLION €
---------------------------------------	---

Waalwijk | Rheden | Horst aan de Maas | Westland | Epe | Berkelland | Wageningen | De Bilt | Voorst | Bunnik | Utrechtse Heuvelrug | Bronckhorst | Houten | Leeuwarden | Smalingerland | Zeist | Ede | Purmerend | Uithoorn | Haarlemmermeer | Groningen

TARGET SECTORS\*

PUBLIC BUILDINGS <b>2</b>	RESIDENTIAL BUILDINGS <b>14</b>	SUSTAINABLE URBAN MOBILITY <b>1</b>	SMART GRIDS <b>2</b>	BUILDING INTEGRATED RENEWABLES <b>6</b>	DISTRICT HEATING <b>4</b>	INNOVATIVE ENERGY INFRASTRUCTURE <b>6</b>	OTHER <b>4</b>
------------------------------	------------------------------------	--	-------------------------	--	------------------------------	--	-------------------

\*Investment concepts may cover more than one sector

COUNTRY  
**Sweden**



RES PRODUCTION <b>49</b> GWh/y	ENERGY SAVINGS <b>107</b> GWh/y	AVOIDED CO2 EMISSIONS <b>228,149</b> tCO2eq/y
--------------------------------------	---------------------------------------	---

NUMBER BENEFICIARIES: 3

EUCF FUNDING <b>180,000</b> €	INVESTMENT EXPECTED <b>265</b> MILLION €
----------------------------------	---

Lund | Skövde | Västervik

TARGET SECTORS\*

PUBLIC BUILDINGS <b>3</b>	RESIDENTIAL BUILDINGS <b>2</b>	SUSTAINABLE URBAN MOBILITY <b>3</b>	SMART GRIDS <b>0</b>	BUILDING INTEGRATED RENEWABLES <b>3</b>	DISTRICT HEATING <b>2</b>	INNOVATIVE ENERGY INFRASTRUCTURE <b>2</b>	OTHER <b>3</b>
------------------------------	-----------------------------------	--	-------------------------	--	------------------------------	--	-------------------

\*Investment concepts may cover more than one sector

COUNTRY  
**Norway**



RES PRODUCTION <b>9</b> GWh/y	ENERGY SAVINGS <b>6</b> GWh/y	AVOIDED CO2 EMISSIONS <b>105</b> tCO2eq/y
-------------------------------------	-------------------------------------	---

NUMBER BENEFICIARIES: 1

EUCF FUNDING <b>60,000</b> €	INVESTMENT EXPECTED <b>8.5</b> MILLION €
---------------------------------	---

Asker

TARGET SECTORS\*

PUBLIC BUILDINGS <b>1</b>	RESIDENTIAL BUILDINGS <b>1</b>	SUSTAINABLE URBAN MOBILITY <b>0</b>	SMART GRIDS <b>0</b>	BUILDING INTEGRATED RENEWABLES <b>1</b>	DISTRICT HEATING <b>1</b>	INNOVATIVE ENERGY INFRASTRUCTURE <b>1</b>	OTHER <b>0</b>
------------------------------	-----------------------------------	--	-------------------------	--	------------------------------	--	-------------------

\*Investment concepts may cover more than one sector

COUNTRY  
**U.K.**



RES PRODUCTION <b>239</b> GWh/y	ENERGY SAVINGS <b>7</b> GWh/y	AVOIDED CO2 EMISSIONS <b>61,731</b> tCO2eq/y
---------------------------------------	-------------------------------------	--

NUMBER BENEFICIARIES: 3

EUCF FUNDING <b>180,000</b> €	INVESTMENT EXPECTED <b>70</b> MILLION €
----------------------------------	--

Coventry | County Durham | Northumberland

TARGET SECTORS\*

PUBLIC BUILDINGS <b>2</b>	RESIDENTIAL BUILDINGS <b>0</b>	SUSTAINABLE URBAN MOBILITY <b>0</b>	SMART GRIDS <b>0</b>	BUILDING INTEGRATED RENEWABLES <b>2</b>	DISTRICT HEATING <b>0</b>	INNOVATIVE ENERGY INFRASTRUCTURE <b>2</b>	OTHER <b>1</b>
------------------------------	-----------------------------------	--	-------------------------	--	------------------------------	--	-------------------

\*Investment concepts may cover more than one sector





# Beneficiaries

Just as with country-specific trends, each municipality within a country presents a unique scenario. Differences in capacity, human resources, national and regional support, and even geographical location all significantly impact the size and scope of the projects that each municipality can envision. Consequently, it is particularly valuable to explore the investment concepts developed by each municipality. This information is readily accessible on the website.



Click or scan  
for more details.

## CENTRAL & EASTERN EUROPE (CEE)

BULGARIA	Dobrich   Burgas   Gabrovo   Belene   Pyce   Razgrad   Cherven Bryag   Smolyan   Mizia
CROATIA	Karlovac   Rijeka   Velika Gorica   Križevci   Poreč   Slavonski Brod   Cres   Korčula   Kastav   Zabok   Čavle   Varaždin   Virovitica   Koprivnica   Vrbovec
CZECHIA	Kladno   Tábor   Žďár nad Sázavou
HUNGARY	Gyöngyös   Hódmezővásárhely   Veszprém   Mórahalom   Budaörs   Budapest III   Miskolc   Bükkaranyos   Szombathely   Pécs   Szekszárd   Kecskemét   Budapest (7th District Erzsébetváros)   Budapest (District 11 of Budapest, Újbuda)   Cegléd   Debrecen   Budapest (District IX Kerület Ferencváros Önkormányzata)   Budapest (District VIII Józsefváros)   Alsómocsolád   Dunaújváros
LATVIA	Rīga   Ādažu novads   Tukuma novads   Jūrmala
LITHUANIA	Visaginas savivaldybė   Elektrėnų savivaldybė
POLAND	Piaseczno   Sztum   Włocławek   Gorzów Wielkopolski   Zawiercie   Piastów   Skierbieszów   Łódź   Wrocław   Dobczyce   Bydgoszcz   Krosno   Bytom   Świdnica   Lubartów   Nowy Targ   Czechowice-Dziedzice   Radłów   Wałbrzych   Warszawa   Inowrocław   Dzierżgoń   Racibórz   Wołomin   Ujazd   Rejowiec Fabryczny
ROMANIA	Onești   Sfântul Gheorghe
SLOVENIA	Velenje   Grosuplje   Kranj

## NORDIC COUNTRIES & WESTERN EUROPE (NC&WE)

BELGIUM Schaerbeek | Mechelen | Ranst | Zuid-West-Vlaanderen | Profondeville | Mortsel | Zottegem

DENMARK Nyborg | Samsø | Aarhus | Kalundborg | Ringkøbing Skjern | Hjørring | Haderslev | Frederikssund | Silkeborg | Furesø

FINLAND Tampere | Mikkeli | Vaasa

FRANCE Le Havre Seine Métropole | Métropole Lilloise | Poitiers | Lyon | Roannais Agglomération

GERMANY Rostock | Konstanz | Bottrop

IRELAND Lifford Stranorlar

NETHERLANDS Waalwijk | Rheden | Horst aan de Maas | Westland | Epe | Berkelland | Wageningen | De Bilt | Voorst | Bunnik | Utrechtse Heuvelrug | Bronckhorst | Houten | Leeuwarden | Smallerland | Zeist | Ede | Purmerend | Uithoorn | Haarlemmermeer | Groningen

NORWAY Asker

SWEDEN Lund | Skövde | Västervik

U.K. Coventry | County Durham | Northumberland

## SOUTHERN EUROPE (SE)

CYPRUS Plano Platres

GREECE Themi | Vrillissia | Edessa | Xylokastro Evrostini | Nea Smyrni | Korydallos

ITALY Pinerolo | Ravenna | Castel San Pietro Terme | Isola Vicentina | Carmignano di Brenta | Reggio nell'Emilia | Assisi | Montechiarugolo | Feltre | Borgo San Dalmazzo | Unione della Romagna Faentina | Milano | Unione dei Comuni Valli del Reno, Lavino e Samoggia | Bologna | Capannoli | Castellammare di Stabia | Federazione dei Comuni del Camposampierese | Union of Bassa Romagna Municipalities | Unione Terre di Castelli | Chiampo

MALTA Cottonera

PORTUGAL Cascais | Sintra | Braga | Guimaraes | Guarda | Porto | Vila Nova de Gaia | Vila Nova de Famalicao | Torres Vedras | Sao Joao da Madeira | Arcos de Valdevez | Oeiras | Ovar | Maia | Vinhais | Azambuja | Arruda dos Vinhos | Almada | Valongo | Matao | Matosinhos | Carrazeda de Ansiaes

SPAIN Girona | Málaga | Alcorcón | Rivas Vaciamadrid | Osona | Logroño | Pamplona | Lleida | Rubí | Santa Maria d'Oló | Montilla

# Beyond the Investment Concept

Defining the investment size needed to implement a particular energy transition activity is critical to progressing toward a specific climate objective. However, the goal of the EUCF project extends beyond just this financial component. The project aims to develop the organizational, technical, and financial capabilities of municipalities, particularly small and medium-sized ones that often lack the resources to develop their climate plans.

Ultimately, the main objectives of the EUCF are:

- **Provide hands-on locally rooted technical and financial expertise to municipalities**, local authorities and local public entities aggregating municipalities/local authorities to deliver credible and scalable investment projects, which should trigger public and private investment
- Build the **capacity** of municipal staff
- Broaden knowledge about possible **financial opportunities** (private financing, EU funding streams, European Investment Bank programs, crowdfunding, ESCOs, etc.)
- **Encourage replication** and catalyse further action across European cities.

As discussed in the previous chapter, investment concepts can take various paths, shaped by national priorities, local needs, and the resources available to each municipality. This diversity makes it challenging to pinpoint a single, inspirational model that can be universally replicated. However, to provide valuable insights to other municipalities about the potential opportunities, challenges, and key factors to consider, **the EUCF team selected 10 beneficiaries** from different countries, each with varying resources. In most cases, the projects featured are planned on a long-term basis and are still ongoing. Overall, the selected municipalities have worked or are working on a wide range of projects, offering a broad spectrum of experiences.

Through bilateral calls, we had the opportunity to delve into not only the tangible progress of their projects but also to explore how participation in the EUCF initiative has influenced their internal operations and deepened their understanding of financial aspects. These case studies not only demonstrate the positive financial benefits gained by beneficiaries from participating in the EUCF programme but also highlight some of the new knowledge and capacities acquired.

---

“EUCF gave us valuable knowledge to access new opportunities”

# Budaörs

COUNTRY

**Hungary**



**STAGE  
PLANNING**



**INHABITANTS  
29,119**



**MAIN  
TARGET SECTORS**



**CO-BENEFITS**



REDUCED  
POLLUTION



IMPROVED  
ENERGY SECURITY

**THE CITY'S PERSPECTIVE**

The Municipality of Budaörs is planning a long-term project to create a **positive energy district** (PED). However, it faces significant challenges, including **financial constraints and limited human resources**. In fact, only two individuals are currently dedicated to this project. However, the municipality is considering applying for additional EU funds, such as the European Urban Initiative. Moreover, despite the challenges faced, **the municipality has managed to make progress** in some areas, including undertaking small-scale projects such as installing solar panels on kindergarten roofs. Additionally, **collaboration with NGOs and companies** has led to increased awareness and actions by citizens and businesses. For instance, some companies have installed charging stations for EVs, and some citizens have undertaken energy-efficient renovations of their buildings. Finally, while most of the project remains in the planning phase, some companies are planning significant renewable energy initiatives, which, if implemented, would meet the expectations outlined in the investment concept.

**TIMELINE**



**APPLICATION:  
2<sup>nd</sup> Call**



**INVESTMENT CONCEPT  
VALIDATED:  
02-2023**



INVESTMENT SIZE

**17.5**

MILLION €



RES PRODUCTION

**25.5**

GWh/y



ENERGY SAVINGS

**0.7**

GWh/y



AVOIDED  
CO<sub>2</sub> EMISSIONS

**7,664**

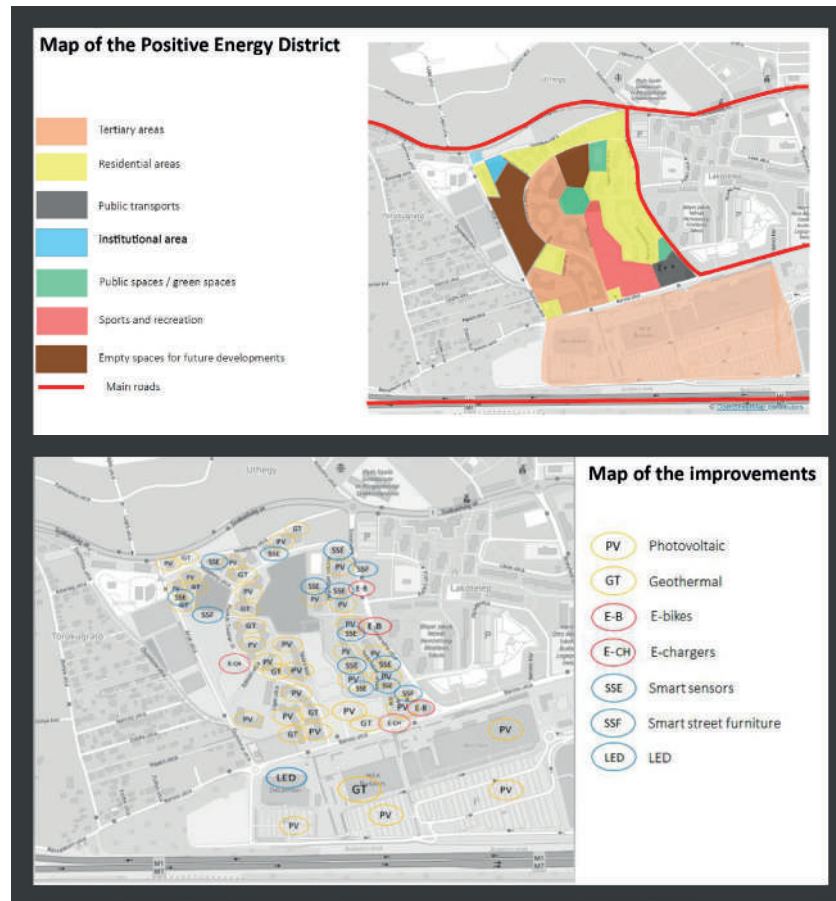
tCO<sub>2</sub>eq/y



# Budaörs

COUNTRY  
**Hungary**

## DETAILS



## IC DEVELOPMENT

The municipality coordinated the investment concept development, involving stakeholders through an interactive workshop and incorporating their feedback. However, the actual development was handled by an external company in Budapest.

## FUNDING SOURCES

About 20% will come from public funds. The municipality also plan to use EU funds like the European Urban Initiative and leverage financial resources from companies headquartered in the PED's designated area.

## LESSONS LEARNED

Budaörs Municipality's initiative to create a positive energy district has taught valuable lessons.

They discovered the importance of proactive engagement with stakeholders and leveraging diverse funding sources, including EU funds and local businesses. Challenges highlighted the need for robust financial planning and adequate human resources.

Effective coordination among stakeholders proved crucial in navigating project complexities. These insights are guiding their path toward sustainable urban development despite multifaceted challenges.

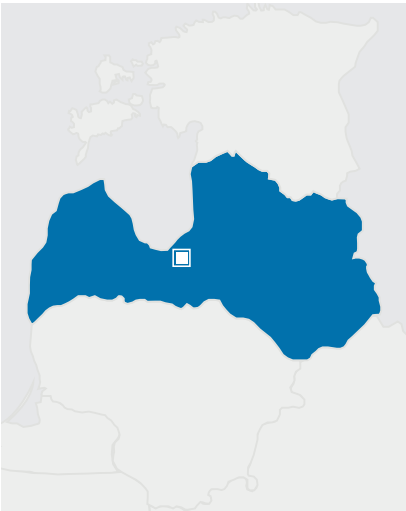




“With EUCF we could work beyond our budgetary constraints”

# Riga

COUNTRY  
**Latvia**



**STAGE  
PLANNING**



**INHABITANTS  
632,000**



**MAIN  
TARGET SECTORS**



RESIDENTIAL BUILDINGS



BUILDING INTEGRATED RENEWABLES

**CO-BENEFITS**



REDUCED  
POLLUTION



IMPROVED  
ENERGY SECURITY

**THE CITY'S PERSPECTIVE**

For Riga Municipality, EUCF presented a unique opportunity to address challenges that otherwise wouldn't have been feasible due to budget constraints. While the aim of the project, named 'REEF', was ambitious – **renovating thousands of buildings** – the concept was solid. However, the main challenge lay in coordinating various stakeholders upon whom the success of the investment concept relied. Implementation hurdles were evident, particularly with dependencies on decisions from entities like the Ministry of Economics. Internally, the municipality focused on two key aspects within the project: **developing a pipeline** of buildings for energy efficiency fund applications and **conducting essential research** and documentation. Funding for these activities primarily came from the municipality's own resources, aiming to bridge the gap between concept and practical application. The municipality intends to invest **€30 million to start the renovation** of selected buildings, which will serve as both a pilot and proof of concept. However, with over 6,000 buildings needing renovation and a national renovation program in place until 2027, alternative funding options such as establishing an ESCO company have been deemed imperative beyond that point.

**TIMELINE**



**APPLICATION:  
2<sup>nd</sup> Call**



**INVESTMENT CONCEPT  
VALIDATED:  
01-2023**



INVESTMENT SIZE

**794**

MILLION €



RES PRODUCTION

**0.9**

GWh/y



ENERGY SAVINGS

**190.0**

GWh/y



AVOIDED  
CO<sub>2</sub> EMISSIONS

**24,846**

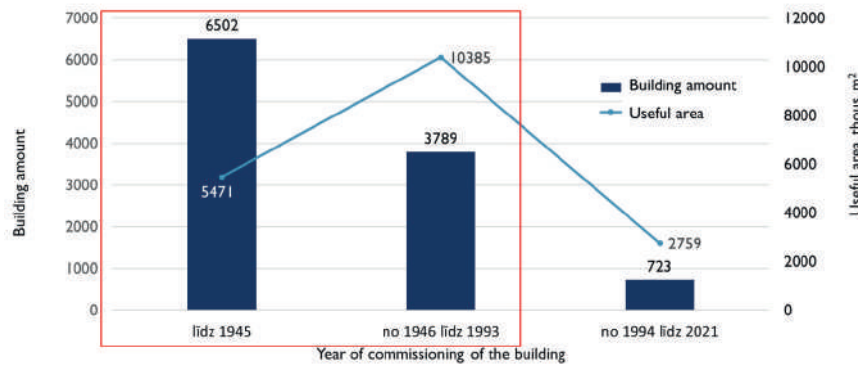
tCO<sub>2</sub>eq/y



## Riga

COUNTRY  
Latvia

## DETAILS



## IC DEVELOPMENT

30% of the investment concept was developed by the Riga Energy Agency, and 70% by two different companies, one dedicated to the financial side and the other to the legal side of the project.

## FUNDING SOURCES

Municipal funding, although alternative funding options such as ESCOs will be explored as well after 2027.

## LESSONS LEARNED

Overall, EUFC proved to be relatively straightforward in terms of project composition and monitoring. The municipality also appreciated how easy it was to receive the funding.

Crucially, EUFC brought something completely new to the municipality, which translated into both challenges and opportunities for learning.

Ultimately, it enabled them to allocate funds effectively, outsource expertise as needed, learn how to coordinate multiple stakeholders, and gain practical insights into project implementation processes.



“EUCF forced us to have a more financial approach in mind”

# Mechelen

COUNTRY

**Belgium**



**STAGE PLANNING**



**INHABITANTS**  
86,996



**MAIN TARGET SECTORS**

**PUBLIC BUILDINGS**

**RESIDENTIAL BUILDINGS**

**CO-BENEFITS**

**IMPROVED LIVING WORKING CONDITIONS**

**REDUCED POLLUTION**

**CREATION OF JOBS**

**IMPROVED ENERGY SECURITY**

**THE CITY'S PERSPECTIVE**

Mechelen's CondoReno project targets residential buildings and co-owned condominiums. Through **comprehensive mapping exercises**, four building typologies from the 1970s and 1980s with significant renovation potential were identified. This detailed analysis revealed valuable insights, emphasizing the need to refine the investment concept into smaller, concrete projects suitable for funding. However, challenges persist, especially in making projects financially viable due to challenging return on investment. For this reason, **Mechelen plans to revisit the investment concept**, exploring innovative financing solutions and integrating services to ensure more robust implementation. Importantly, the municipality promoted three focus group meetings during the development of the investment concept. Representatives from three identified buildings, architects, and high-level government actors participated, ensuring their involvement from the project's inception. This **collaborative approach** highlighted capacity limitations and the critical need for financial expertise. Consequently, Mechelen established an internal group focused on financing climate actions. Ultimately, Mechelen advises future projects to set more **realistic goals**. This would ensure that plans are not only visionary but also achievable, increasing the likelihood of successful implementation.

**TIMELINE**



**APPLICATION:**  
2<sup>nd</sup> Call



**INVESTMENT CONCEPT VALIDATED:**  
11-2022

**INVESTMENT SIZE**

**439**

MILLION €

**RES PRODUCTION**

**23**

GWh/y

**ENERGY SAVINGS**

**109**

GWh/y

**AVOIDED CO<sub>2</sub> EMISSIONS**

**22,000**

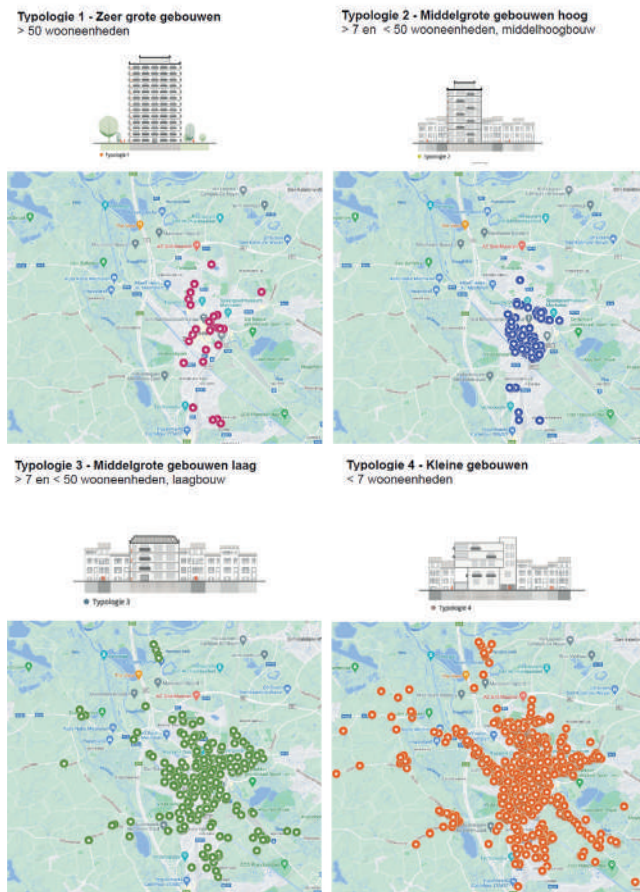
tCO<sub>2</sub>eq/y



# Mechelen

COUNTRY  
**Belgium**

## DETAILS



## IC DEVELOPMENT

The investment concept was developed not in-house, but with the assistance of an external consultant. However, it is worth noting that the municipality also allocated internal human resources to support the EUCF project at every stage.

## FUNDING SOURCES

Blend of private and public funding sources. Private funding will primarily come from co-owners' contributions, ideally supplemented by financing from an ESCO. Public funding will be provided through the Flemish grant for residential retrofits.

## LESSONS LEARNED

It is important to balance vision with practical feasibility to ensure successful outcomes. Overly ambitious plans can lead to shortcomings.

Early and consistent involvement of stakeholders, including building representatives, architects, and government officials, was essential. Their input and engagement from the start helped in shaping realistic and acceptable project plans, ensuring smoother implementation.

Exploring and integrating innovative financing solutions is necessary to overcome financial barriers.



“EUCF has provided us with invaluable insights into the potential of our territory”

# Le Havre Seine Métropole

COUNTRY

France



STAGE  
PLANNING



INHABITANTS  
275,000



MAIN  
TARGET SECTORS



CO-BENEFITS



THE CITY'S PERSPECTIVE

Le Havre's investment concept under the EUCF project is primarily focused on **developing solar energy** within the municipality. With external assistance, the municipality has developed an **Excel tool for financial profitability** analysis of photovoltaic projects. This tool allows them to input information about solar projects and visualize costs, production, and profitability. A key initiative is the installation of solar panels on public buildings and parking lots. They have identified **30 parking lots** where shade houses with solar panels could be installed. This initiative aligns with new French regulations (APER), which mandate the installation of solar panels on large parking lots to accelerate renewable energy production. Le Havre has also invested in a **semi-public company**, SEM ASER, to reinvest in sustainable projects. The municipality emphasizes the importance of **collaboration with private sector leaders**, especially since most of the territory's potential lies in the private sector due to the high-emission industrial area in Le Havre. Le Havre's participation in the EUCF has significantly impacted its strategy for reducing carbon emissions. The program has provided a clear path for achieving their renewable energy goals and highlighted the need for regulatory support.

TIMELINE



APPLICATION:  
2<sup>nd</sup> Call



INVESTMENT CONCEPT  
VALIDATED:  
02-2022



INVESTMENT SIZE

110

MILLION €



RES PRODUCTION

95

GWh/y



ENERGY SAVINGS

0


GWh/y



AVOIDED CO<sub>2</sub> EMISSIONS

1,236

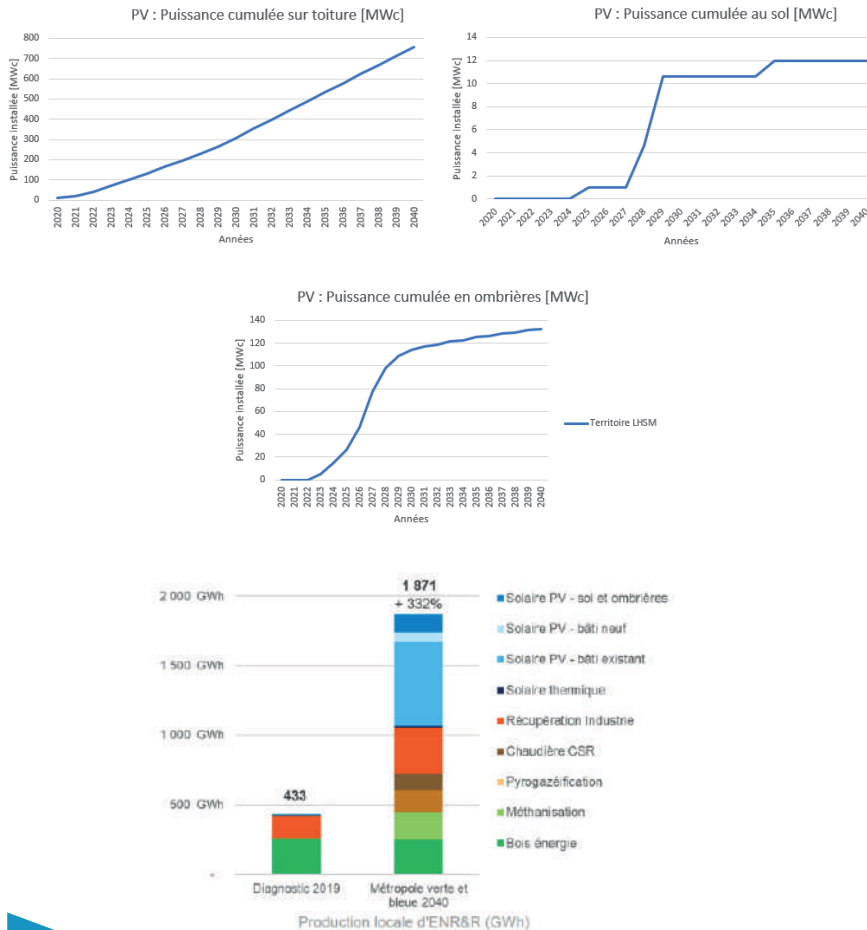
tCO<sub>2</sub>eq/y



## Le Havre Seine Métropole

### COUNTRY France

#### DETAILS



#### IC DEVELOPMENT

The investment concept was developed with external help for financial analysis, using the same assistant as the Climate Action Plan. Strategies, objectives, implementation steps, and stakeholder involvement were decided in-house.

#### FUNDING SOURCES

2€ million of public investment. However, they plan to rely mostly on private funds to implement the rest of the project.

#### LESSONS LEARNED

Le Havre's participation in the EUCF has significantly impacted their direction towards reducing carbon emissions. Utilizing external expertise for financial analysis proved beneficial, but managing strategies internally ensured alignment with local goals.

Collaboration with private sector leaders and regulatory support were essential, particularly in industrial areas.

The project underscored the importance of regulatory mandates in driving private sector investment and highlighted the need for continuous capacity building and technical guidance.

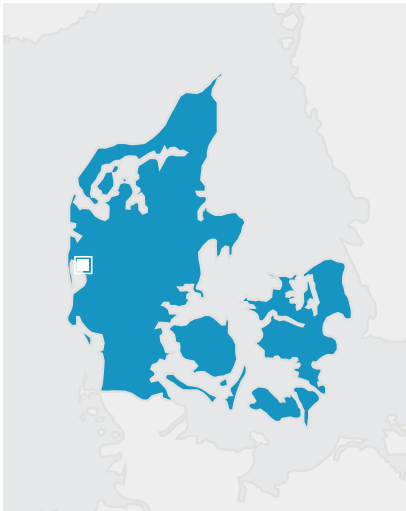


“EUCF was a catalyst for positive change”

# Ringkøbing-Skjern

COUNTRY

**Denmark**



**STAGE IMPLEMENTED**



**INHABITANTS**  
377,675



**MAIN TARGET SECTOR**



SUSTAINABLE URBAN MOBILITY

**CO-BENEFITS**



REDUCED POLLUTION

**THE CITY'S PERSPECTIVE**

The collaborative effort of Ringkøbing-Skjern, Frederikshavn, Skive, Horsens, Høje Taastrup, and Sønderborg municipalities resulted in the successful completion of the envisioned project ‘We-CARE’: establishing a comprehensive **network of publicly accessible electric vehicle (EV) charging stations**. Not only did the project meet its objectives, but it exceeded expectations, with more investment secured and more charging points established than initially planned. According to the municipality, one of the project’s key successes was its **snowball effect**: the installation of charging stations led to increased adoption of electric vehicles, making it easier to implement additional stations. However, the project was financed through **private investments** via an open tender process and presented significant challenges for the municipalities involved. **Specialized knowledge** and **external legal expertise** were essential in navigating the complexities of the tender process, which involved multiple municipal departments and stakeholders. Despite these challenges, the winning bidder went above and beyond expectations by installing charging stations even in less populated areas, demonstrating a long-term commitment to the green transition. The evolving legal framework posed additional challenges, but EUCF provided a valuable tool for adapting to these changes.

**TIMELINE**



**APPLICATION:**  
2<sup>nd</sup> Call



**INVESTMENT CONCEPT**  
**VALIDATED:**  
03-2023



**INVESTMENT SIZE**

**4**

MILLION €



**RES PRODUCTION**

**0.0**

GWh/y



**ENERGY SAVINGS**

**358**

GWh/y



**AVOIDED CO<sub>2</sub> EMISSIONS**

**120,340**

tCO<sub>2</sub>eq/y



## Ringkøbing-Skjern

### COUNTRY

**Denmark**

#### DETAILS



#### IC DEVELOPMENT

The investment concept was not developed in-house.

#### FUNDING SOURCES

The project was entirely financed through private sources via an open tendering process organized by the municipality.

#### LESSONS LEARNED

EUCF not only aligned with the municipalities' priorities but also facilitated knowledge exchange and collaboration among like-minded municipalities in Denmark. This collaboration transformed a casual network into a proactive action group, catalyzing momentum in the local market and changing perspectives among potential investors.

This capacity-building aspect was instrumental in overcoming challenges and realizing the project's objectives. At last, the municipality expressed a desire to reapply to EUCF and wished that the number of successful applications per city were not limited to just one.





“EUCF is a tool able to transform a wishlist into something tangible”

# Isola Vicentina

COUNTRY  
**Italy**



**STAGE  
PLANNING**



**INHABITANTS  
21,974**



**MAIN  
TARGET SECTORS**



**CO-BENEFITS**



IMPROVED LIVING  
WORKING CONDITIONS



REDUCED  
POLLUTION



CREATION  
OF JOBS



IMPROVED  
ENERGY SECURITY

**THE CITY'S PERSPECTIVE**

The municipalities of Isola Vicentina, Nanto, Longaro, and Castegner developed an investment concept focused on three main dynamics: **improving the efficiency of private buildings**, including homes and condominiums; **addressing the needs** of public buildings, particularly municipal structures; and fostering the development of **energy communities**. The investment concept was developed with the idea that it could be replicated. While the project is still ongoing, progress has been made, notably by engaging citizens through surveys and polls to gauge support and participation. The incentives under the **Superbonus** initiative, promoted by the Italian government, have also been instrumental in mobilizing citizens and achieving tangible results. However, there have been **challenges**, especially regarding the involvement of Energy Service Company (ESCO) in private building efficiency, where trust in certain investments remains low. Similarly, the establishment of energy communities faced delays due to **regulatory uncertainties**. Nonetheless, recent clarity in regulations has accelerated progress, with communities like Nanto, Castegnero, and Longaro moving towards implementation through a participatory foundation. Overall, EUCF has been an incredibly valuable resource and has transformed ambitious project ideas into actionable plans, laying the foundation to involve both the administrative/political side and the citizenry, ultimately **bridging the gap between vision and implementation**. The municipality of Isola Vicentina stresses how EUCF represents a tool to explore truly innovative projects that would otherwise hardly find any funding to be developed.

**TIMELINE**



**APPLICATION:  
1<sup>st</sup> Call**



**INVESTMENT CONCEPT  
VALIDATED:  
03-2022**



**INVESTMENT SIZE**

**28**

MILLION €



**RES PRODUCTION**

**3.1**

GWh/y



**ENERGY SAVING**

**10.1**

GWh/y



**AVOIDED  
CO<sub>2</sub> EMISSIONS**

**2,033**

tCO<sub>2</sub> eq/y



## Isola Vicentina

COUNTRY  
**Italy**

### DETAILS



### IC DEVELOPMENT

Not in-house. The municipality relied on the external consultancy company ADAPT EV.

### FUNDING SOURCES

For the Public Buildings the municipalities will directly fund the intervention. Private Citizens will be able to directly invest in the project thank to the provided tools and taking advantages of the incentives and bonus provided at national level. Esco also expressed interest to support the renovation.

### LESSONS LEARNED

The development of the investment concept was a crucial step to realise the project. At the beginning it was focused only on the private sector. A deep analysis of the energy market, how it works and understanding what is interesting for the stakeholders were the levers for evolving and expanding it.

One of the main challenges was to understand focusing uniquely on the private sector weakened the project. Instead taking a more incremental approach (i.e. beginning with the involvement of residential buildings, then moving to public buildings, then to energy communities), the work plan could be extended, with the revenues from each phase supporting the subsequent one.



“EUCF is key for a strategic holistic planning”

# Ravenna

COUNTRY  
**Italy**



**STAGE IMPLEMENTATION**



**INHABITANTS**  
159,000



**MAIN TARGET SECTORS**



**CO-BENEFITS**



**THE CITY'S PERSPECTIVE**

The investment is located in the Municipality of Ravenna and involves **11 school complexes and 3 innovative energy infrastructures**. Ravenna harnessed resources from multiple **national and European funding sources**, including National Recovery and Resilience Plan (NRRP), NextGen EU, and European Regional Development Fund (ERDF), surpassing their initial €15 million target for investments. This strategic approach enabled them to secure the necessary funding for the energy-efficiency projects, with almost all of the 11 identified schools receiving the expected financial support. However, the varying timelines of calls and funding have led to **different stages of development** for each sub-project. The received funds, particularly from the National Recovery and Resilience Plan, facilitated prioritization and detailed feasibility studies for each intervention. A notable challenge during the EUCF process was the capacity building largely offered in English, resulting in underutilization due to linguistic barriers.

**TIMELINE**



**APPLICATION:**  
1<sup>st</sup> Call



**INVESTMENT CONCEPT VALIDATED:**  
05-2022

**INVESTMENT SIZE**

**15**  
MILLION €

**RES PRODUCTION**

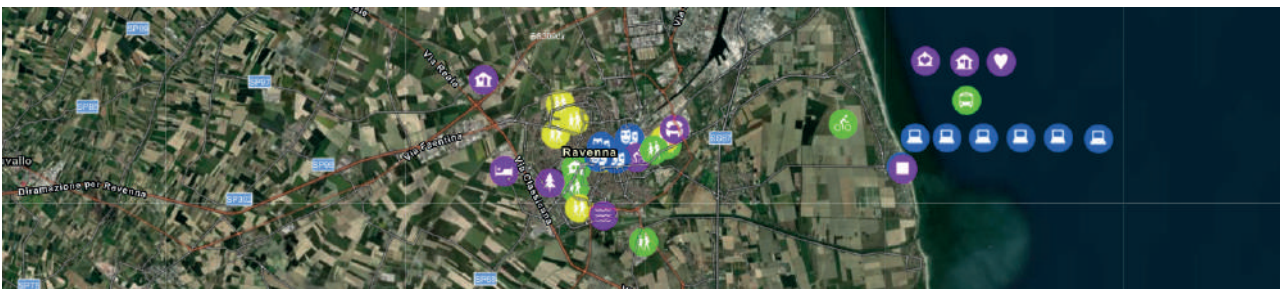
**2.1**  
GWh/y

**ENERGY SAVINGS**

**3.7**  
GWh/y

**AVOIDED CO<sub>2</sub> EMISSIONS**

**695**  
tCO<sub>2</sub>eq/y

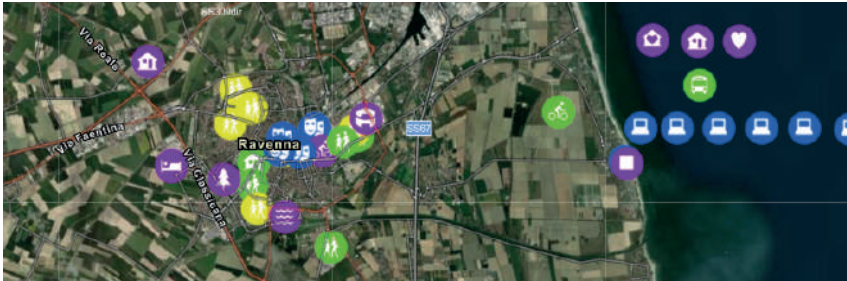





## Ravenna

COUNTRY  
**Italy**

### DETAILS



### IC DEVELOPMENT

The investment concept was developed with external support, specifically from CERTIMAC and AESS.

### FUNDING SOURCES

Both national and European funding sources, including National Recovery and Resilience Plan (NRRP), NextGen EU, and European Regional Development Fund (ERDF).

### LESSONS LEARNED

Overall, Ravenna's experience with the EUCF was very positive.

The EUCF enabled the municipality to transition from short-term, day-to-day planning to more holistic and strategic long-term approaches, based on thorough analysis and project prioritization.

This approach led to effective funding applications and exceeded financial targets. The process spurred innovative policy development and comprehensive frameworks for energy efficiency, enhancing overall municipal strategies.

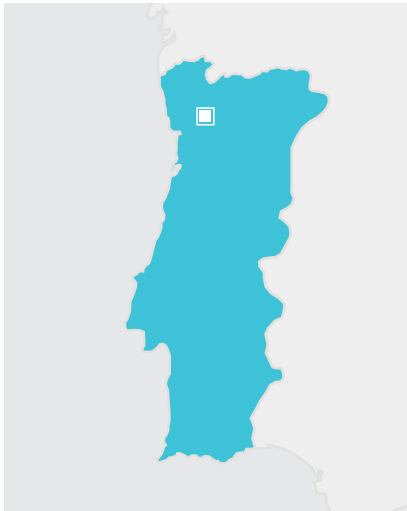


“EUCF has been very useful to structure our climate action”

# Guimarães

COUNTRY

Portugal



STAGE  
N.D.

INHABITANTS  
152,309



MAIN TARGET SECTORS



RESIDENTIAL BUILDINGS



SUSTAINABLE URBAN MOBILITY



SMART GRIDS

CO-BENEFITS



REDUCED POLLUTION



IMPROVED ENERGY SECURITY



REDUCED ENERGY PRICES

THE CITY'S PERSPECTIVE

The investment concept developed by the city of Guimarães revolved around four main pillars: intervention in the **housing** sector, development of **Renewable Energy Communities**, replacement of **public lighting with LED lamps**, and installation of more than **500 EV chargers**. The municipality has seen progress in various areas; however, challenges such as regulatory hurdles and grid issues have slowed the progress of implementing the initiatives. Nevertheless, the municipality has made significant strides in public lighting, aiming for full LED coverage by the end of 2024. They also aim to establish energy communities to neutralize building emissions, with ongoing evaluations carried out in tandem with potentially interested Energy Service Companies (ESCOs). Social housing renovations have seen partial completion, with over 150 dwellings upgraded with energy-efficient measures and people already living in their refurbished homes. **Challenges remain in expanding initiatives to the private sector**. In order to try to solve such issues, the municipality is trying to engage private partners through ESCO procedures to finance projects, ensuring long-term sustainability. So far, the **ESCO model** has allowed achieving the anticipated results in terms of LED coverage, and they will soon try to replicate it for the energy communities. In order to set the foundation for the next steps regarding energy communities, the municipality launched a private pact and has seen more than 100 companies join in.

TIMELINE



APPLICATION:  
2<sup>nd</sup> Call



INVESTMENT CONCEPT  
VALIDATED:  
02-2023



INVESTMENT SIZE

91

MILLION €



RES PRODUCTION

68.4

GWh/y



ENERGY SAVINGS

73.2

GWh/y



AVOIDED CO<sub>2</sub> EMISSIONS

39,897

tCO<sub>2</sub>eq/y



## Guimarães

### COUNTRY

**Portugal**

#### DETAILS



#### IC DEVELOPMENT

The municipality can count on a Climate Transition team. However, human capital is not enough to carry out all procedures in-house, and in these cases, Guimarães has relied on external consultancy companies, whose work has been carefully reviewed and evaluated by the Climate Transition team.

#### FUNDING SOURCES

Mainly private funding, primarily through ESCOs. For energy efficiency and energy communities, the municipality will promote investment from the private sector by raising awareness about funding sources, namely through the integration of a One-Stop Shop.

#### LESSONS LEARNED

Despite the challenges and adjustments needed, the EUCF project has proven valuable in structuring climate action for Guimarães. However, the municipality has recognized that EUCF projects tend to be very ambitious and sometimes unrealistic.

In the municipality's view, it is essential to keep the investment concept's objectives as real and tangible as possible. It is key to plan for the realization of a project within achievable boundaries.

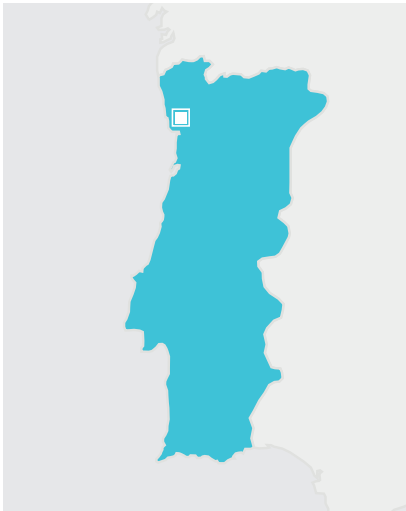


“EUCF helped us place together all pieces of the puzzle”

# Matosinhos

COUNTRY

Portugal



STAGE  
N.D.

INHABITANTS  
167,000



MAIN TARGET SECTORS



PUBLIC BUILDINGS RESIDENTIAL BUILDINGS SUSTAINABLE URBAN MOBILITY

CO-BENEFITS



REDUCED POLLUTION



IMPROVED ENERGY SECURITY



REDUCED ENERGY PRICES

THE CITY'S PERSPECTIVE

The “Matosinhos Positive Energy” Investment Concept aims to reinforce the objectives defined in Matosinhos 2030 SECAP and is a relevant part of the 2030 Matosinhos Carbon Neutrality Roadmap. The plan, whose aim is to tackle climate change on all possible fronts, is divided into five main sections, each subdivided into multiple components. Overall, the plan includes a plethora of actions, including **energy efficiency interventions** in 89 public buildings and 53 **social housing** neighborhoods, the implementation of a remote management system in the city's **public lighting**, the replacement of the municipal **fleet of vehicles** with electric ones, the installation of **solar panels** on eight municipal buildings, and the creation of **energy communities**. Given the scope of the plan, major actions are far from being fully implemented. Still, the public lighting system overhaul has been fully implemented, with the target actually exceeded, and the renovation of residential buildings and installation of solar panels are already at progress statuses of 49% and 39%, respectively. Overall, Matosinhos is fully committed to the implementation of the plan and achieving the objectives outlined in it. EUCF served as a baseline to structure their targets and pursue them with a clear roadmap. Crucially, the **involvement of key stakeholders** was also prioritized from the very beginning, as demonstrated by the letter of commitment signed by representatives of major stakeholders to be involved in the project.

TIMELINE



APPLICATION:  
4<sup>th</sup> Call



INVESTMENT CONCEPT  
VALIDATED:  
03-2024



INVESTMENT SIZE

133

MILLION €



RES PRODUCTION

7.6

GWh/y



ENERGY SAVINGS

48.1


GWh/y



AVOIDED CO<sub>2</sub> EMISSIONS

16,584

tCO<sub>2</sub>eq/y



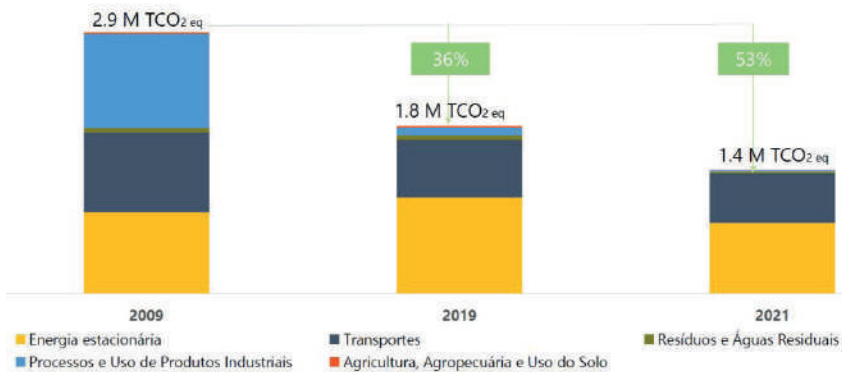


## Matosinhos

### COUNTRY

**Portugal**

#### DETAILS



#### IC DEVELOPMENT

The investment concept was developed with the help of Porto Energy Agency. Meanwhile, all major stakeholders were brought together, and they signed a letter of commitment (see photo).

#### FUNDING SOURCES

The majority of funds are expected to come from national and European sources, such as Norte 2030 and the Recovery and Resilience Plan. The municipality will also contribute with municipal funds.

#### LESSONS LEARNED

The municipality described EUCF as an instrument that allowed them to solve a puzzle. They had all the different pieces, each contributing to tackling the problem of climate change, and EUCF allowed them to piece them together.

Sharing experiences and practices with other beneficiaries also enabled them to unlock a broader perspective on how to approach their case.

Finally, Matosinhos learned the importance of choosing good partners to work with; in their case, the help provided by the Porto Energy Agency was invaluable and made possible by the EUCF grant.

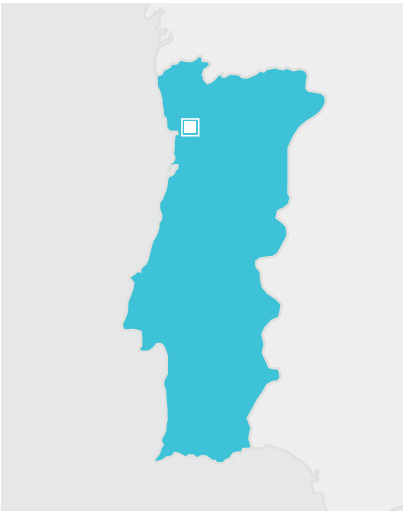


“EUCF is an opportunity to create a group to design a common plan”

# Porto

COUNTRY

Portugal



**STAGE IMPLEMENTATION**



**INHABITANTS**  
240,000



**MAIN TARGET SECTORS**



PUBLIC BUILDINGS RESIDENTIAL BUILDINGS SUSTAINABLE URBAN MOBILITY

**CO-BENEFITS**



IMPROVED LIVING WORKING CONDITIONS



REDUCED POLLUTION



CREATION OF JOBS



IMPROVED ENERGY SECURITY

**THE CITY'S PERSPECTIVE**

The investment concept developed by Porto consists of 12 major measures to enhance sustainability and energy efficiency. While none of these measures are fully completed, significant progress has been achieved, particularly in areas such as **public lighting, social housing, renewable energy generation**, and transitioning the **municipal fleet to electric vehicles**. Challenges persist, mainly **regulatory hurdles** and attracting private investment. Delays are largely due to regulatory issues, such as waiting for licenses for energy communities, rather than funding constraints. Successes include installing the first megawatt of renewable energy, energy-efficient upgrades in 25 schools, transitioning nearly 100% of public lighting to LED, and plans to renovate the entire municipal fleet with 48 fully electric buses already delivered. **Efforts to secure private investment** have been challenging due to low projected returns, prompting reliance on national funding sources like the National Recovery and Resilience Plan (NRRP). **Energy audits and grants for energy efficiency** projects are being leveraged to address this issue. Future plans include incentivizing citizen investments in energy efficiency projects, increasing energy literacy, and enhancing private sector involvement. Porto Energy agency, initially supporting IC development, has expanded its role in promoting the project and providing general assistance by becoming a country expert, underscoring its commitment to EUCF's objectives.

**TIMELINE**



**APPLICATION:**  
2<sup>nd</sup> Call



**INVESTMENT CONCEPT VALIDATED:**  
01-2023



INVESTMENT SIZE

**246**

MILLION €



RES PRODUCTION

**31.9**

GWh/y



ENERGY SAVINGS

**87**

GWh/y



AVOIDED CO<sub>2</sub> EMISSIONS

**35,379**

tCO<sub>2</sub>eq/y



## Porto

COUNTRY

**Portugal**

### DETAILS



### IC DEVELOPMENT

The municipality made the EUCF proposal but then relied on Porto Energy Agency to manage the development of the investment concept.

### FUNDING SOURCES

Primarily national funds, National Recovery and Resilience Plan (NRRP) and other grants. They are also trying to attract private investments through an ESCO, as well as exploring other sources of funding including PPAs, Concessions and Operation Leasing.

### LESSONS LEARNED

Porto has learned valuable lessons so far.

The investment concept was essential in organizing and understanding the scope and impact of initiatives for the municipality's future development.

The EUCF support was instrumental in fostering internal growth and knowledge.

However, the municipality highlighted the need for better guidelines for investment concept creation. Still, if given the chance to apply again, they would do so immediately.



# Conclusion and next steps

Through the operation of the four calls for proposals and a monitoring activities, the EUCF team was able to gain additional information about the challenges faced by local governments. These inputs were taken into consideration to ensure continuous improvement of services to specifically address beneficiary needs.

Local governments mentioned difficulties to access the desired funding resources, resulting in a long time needed to effectively implement the investment concept. Moreover, bureaucracy burdens were mentioned as barriers for a fast implementation. Thanks to the new skills and capacities gained, the beneficiaries were able to advance by focusing on several key activities:

- Integration of the investment concept with other **technical developments**
- **Engagement** with possible investors
- Preparation of **procurement documents**

Beneficiaries have also expressed a strong interest in continued support from the EUCF, whether through further capacity building initiatives or opportunities to connect and exchange experiences with peers.

All the inputs received have been incorporated into the activities from call 5 onwards, with the support of the LIFE Clean Energy Transition Programme.

---



**EUCF**  
European City Facility

[eucityfacility.eu](http://eucityfacility.eu)

